



WEEKLY LESSON PLAN – B7

WEEK 6

Date: 25 TH FEB, 2022	Day:	Subject: R.M.E
Duration:		Strand: Religious Practices
Class: B7	Class Size:	Sub Strand: Worship
Content Standard: B7 2.1.1: Explain how worship is performed in the three major religions in Ghana and apply the moral lessons in the worship in their life.		Indicator: B7 2.1.1.1: Identify the types of worship in the three major religions
		Lesson: 1 of 3
Performance Indicator: Learners can describe the mode of Christian worship		Core Competencies: CC 9.1: CC 9.4: CG 5.2: CG 5.3: CG 5.3: CG 6.1: CP 5.6, DL 5.5: DL 6.4: DL 6.6:
References : RME Curriculum Pg.4		
Keywords: submission, congregational		
Phase/Duration	Learners Activities	Resources
PHASE 1: STARTER	Recap with learners to review their understanding in the previous lesson. Introduce the lesson by sharing the performance indicators.	
PHASE 2: NEW LEARNING	Through questions and answers, learners explain the meaning of worship. E.g. worship is the submission to the will of God. Show pictures or video clip of people at worship.  Put learners in groups to discuss the purpose of Christian worship Example: <ul style="list-style-type: none"> • <i>To show appreciation and gratitude to God</i> • <i>Worship serves as an avenue to communicate with God.</i> • <i>It is used to express obedience to God and his commandments.</i> Engage learners to discuss the types of Christian prayer	Pictures, wall charts, etc.


	<p>Example:</p> <ul style="list-style-type: none"> • <i>Thanksgiving</i> • <i>Petition</i> • <i>Prevailing</i> • <i>Adoration or worship</i> • <i>Expiation</i> • <i>Interceding</i> <p><u>Assessment</u></p> <ol style="list-style-type: none"> 1. What is Christian worship? 2. State four reasons why christians worship God 3. What is a prayer? 4. State and explain four types of Christian prayer. 	
<p>PHASE 3: REFLECTION</p>	<p>Use peer discussion and effective questioning to find out from learners what they have learnt during the lesson.</p> <p>Take feedback from learners and summarize the lesson.</p>	

Date: 25 TH FEB, 2022	Day:	Subject: R.M.E
Duration:		Strand: Religious Practices
Class: B7	Class Size:	Sub Strand: Worship
Content Standard: B7 2.1.1: Explain how worship is performed in the three major religions in Ghana and apply the moral lessons in the worship in their life.		Indicator: B7 2.1.1.1: Identify the types of worship in the three major religions
Performance Indicator: Learners can describe the mode of Islamic worship		Lesson: 2 of 3
References : RME Curriculum Pg.4		Core Competencies: CC 9.1: CC 9.4: CG 5.2: CG 5.3: CG 5.3: CG 6.1: CP 5.6, DL 5.5: DL 6.4: DL 6.6:
Keywords: submission, congregational		

Phase/Duration	Learners Activities	Resources
PHASE 1: STARTER	<p>Recap with learners to review their understanding in the previous lesson.</p> <p>Introduce the lesson by sharing the performance indicators.</p>	
PHASE 2: NEW LEARNING	<p>Through questions and answers, learners explain the meaning of worship. E.g. worship is the submission to the will of Allah.</p> <p>Show pictures or video clip of people at worship.</p>  <p>Put learners in groups to discuss the five pillars of islam. Example:</p> <ul style="list-style-type: none"> • <i>Shahadah</i> • <i>Salah or Salat</i> • <i>Sawm</i> • <i>Zakat</i> • <i>Hajj</i> . <p>Engage learners to discuss the purpose of the shahadah.</p>	Pictures, wall charts, etc.

	<p>Shahadah is an islamic requirement that every muslim must declare his/her faith to serve Allah as the only true God.</p> <p>Example:</p> <ul style="list-style-type: none"> • <i>It enables a Muslim to remain faithful and dedicated to Allah.</i> • <i>It testifies to the whole world that the individual is now a true follower of Allah.</i> <p>Call volunteer learners to demonstrate how to perform Salat.</p> <p><u>Assessment</u></p> <ol style="list-style-type: none"> 5. State and explain the five pillars of Islam. 6. State the importance each of the pillars of Islam. 7. Describe how the Salat is performed. 	
<p>PHASE 3: REFLECTION</p>	<p>Use peer discussion and effective questioning to find out from learners what they have learnt during the lesson.</p> <p>Take feedback from learners and summarize the lesson.</p>	

Date: 25 TH FEB, 2022	Day:	Subject: R.M.E
Duration:		Strand: Religious Practices
Class: B7	Class Size:	Sub Strand: Worship
Content Standard: B7 2.1.1: Explain how worship is performed in the three major religions in Ghana and apply the moral lessons in the worship in their life.		Indicator: B7 2.1.1.1: Identify the types of worship in the three major religions
Performance Indicator: Learners can describe the mode of African Traditional Religion.		Lesson: 3 of 3
References : RME Curriculum Pg.4		Core Competencies: CC 9.1: CC 9.4: CG 5.2: CG 5.3: CG 5.3: CG 6.1: CP 5.6, DL 5.5: DL 6.4: DL 6.6:
Keywords: submission, congregational		

Phase/Duration	Learners Activities	Resources
PHASE 1: STARTER	<p>Recap with learners to review their understanding in the previous lesson.</p> <p>Introduce the lesson by sharing the performance indicators.</p>	
PHASE 2: NEW LEARNING	<p>Through questions and answers, learners explain the meaning of worship. E.g. worship is the submission to the will of a supernatural gods.</p> <p>Show pictures or video clip of people at worship.</p>  <p>Put learners in groups to discuss the purpose of traditional worship. Example:</p> <ul style="list-style-type: none"> • <i>To express appreciation, devotion and reverence to the gods, ancestors and God Almighty.</i> • <i>Worship draws the traditionalist closer to the object of worship.</i> • <i>Worship is used as an avenue for the worshippers to seek divine intervention for their problems, etc.</i> <p>Engage learners to discuss the types of traditional prayer Example:</p>	<p>Pictures, wall charts, etc.</p>

	<ul style="list-style-type: none"> • <i>Votive prayer</i> • <i>Thanksgiving prayer</i> • <i>Prayer of request</i> • <i>Preventive prayer</i> • <i>Intercessory prayer</i> <p>Guide learners to describe the process involved in pouring libation.</p> <p><u>Assessment</u></p> <ol style="list-style-type: none"> 1. State three facts about traditional worship. 2. Describe how libation is poured by the traditionalist. 3. State two differences between offering and sacrifice. 	
<p>PHASE 3: REFLECTION</p>	<p>Use peer discussion and effective questioning to find out from learners what they have learnt during the lesson.</p> <p>Take feedback from learners and summarize the lesson.</p>	